

# Z-VENT®

OEM specified and UL listed special Gas Vent for Category I, II, III, IV heating equipment



## Z-Vent is approved for use with Takagi Water Heaters



**Z-Vent Pipe**  
Order No:  
2SVEPWC  
(dia) (length)



**Concentric Vent Termination**

2SVSHTC043S2SVSAL(S,M) (3,4) or 2SVSPA(05-24)	3" Air 4" Vent 5" 8" to 12" adj. 3" in 4" Ventit 12" to 21" adj.
--	---

**4" Z-Vent Wall Hung Water Heater Vent Kit**  
Order No: 2ZVW04

Kit includes:  
1 Termination hood  
1 4" x 90° elbow  
1 4" x 1' pipe  
1 4" x 1.5' pipe  
1 Wall thimble  
1 Universal appliance adapter

**4" Z-Vent Wall Hung Water Heater Vent Kit with Back Flow Preventer**  
Order No: 2ZVWB04

Kit includes:  
1 Termination hood  
1 4" x 90° elbow  
1 4" x 1' pipe  
1 4" x 1.5' pipe  
1 Wall thimble  
1 Universal appliance adapter with back flow preventer

**Z-Vent Concentric TWH Kit**  
Order No: 2ZVCKT04

Kit includes:  
Concentric 'thru-the-wall' Termination Hood  
1 4" x 1' pipe  
1 4" x 90° elbow  
Special adapter/drain/backflo preventer  
Combustion air duct with clamps

**Elbows**

Dia  
45° & 90°  
Order No: 2SVEEWC



**Takagi Adapter**

Order No: 2SVSNA



**Condensation Drain Horizontal Drainpipe**

Order No: 2SVEDWC



**Condensation Drain Vertical Drantee**

Order No: 2SVEVWC



**Universal Appliance Adapter**

With Back-Flow Preventer & Condensation Drain  
Order No: 2SVBFDPA



**Vertical/Horizontal Drainpipe**

Order No: 2SVEVDP



**Condensation Drain Tube Kit**

Order No: 2SVEDTK



**Rain Cap**

Vertical Installation parts  
Order No: 2SVSRC



**Vent Termination Hood**

Order No: 2SVSHTX




**Wall Thimbles Adjustable**

adjusts from 4" to 7"  
M adjusts from 7" to 13"  
Order No: 2SVWT(,M)




**Chimney/Flat Roof Flashing**

Order No: 2SVSSCS




**Fire Stop Support**

Order No: 2ZVFSS




**Fire Stop Spacer**

Order No: 2ZVFSS



**Z-Vent Adjustable Roof Flashing**

Order No: 2SVSADJ



**Top Support/Storm Collar**

Order No: 2SVSLS



The information provided within is for informational purposes only. We have made every effort to ensure the accuracy of the provided information and assume no responsibility for any loss or damage due to errors or omissions or to the use or misuse of any information supplied. It is impossible to test all products under all conditions to which they might be subjected in the field. It is therefore the buyer and/or end users' responsibility to test all products under the conditions that duplicate the service conditions prior to installation. All improvements, all specifications are subject to change without prior notice. It is the buyer and/or end users' responsibility to review our complete **Terms and Conditions of Sale** located on our web sites at: [www.novaflex.com](http://www.novaflex.com) [www.z-flex.com](http://www.z-flex.com) [www.flexmaster.com](http://www.flexmaster.com)

452 Attwell Drive, Etobicoke, ON M9W 5C3

Tel: 416.679.0045 Fax: 416.679.0051

Web: [www.z-flex.com](http://www.z-flex.com) Email: [sales@z-flex.com](mailto:sales@z-flex.com)

20 Commerce Park North, Bedford, New Hampshire, 03110-6911

Tel: 603.669.5136 Fax: 603.669.5136 800.654.5600